


HD130 SERIES | HIGH DENSITY

130W ITE Switching Power Supply

MODEL: HD130 | CATEGORY: AC-DC | RATED POWER: 130 W | FORM: FLEXIBLE

PRODUCT OVERVIEW



Key Product Features

- Enclosed, Open Frame, U Bracket
- Universal Input Range 90-264VAC
- O/P Voltage: 12,24,48V
- 125W with Natural Convection
- No Load Power Consumption < 0.3W
- -30°C to +80°C Wide Operation Temperature Range
- Operating Altitude 5000M
- Active PFC Function
- I/O Isolation 4000VAC

PRODUCT DESCRIPTION

The HD130 Series is a high-density AC-DC switching power supply rated up to 130 W, configured for metal case installations and compact OEM equipment designs. It is intended to provide stable DC output power from a wide AC input range while helping engineers reduce board or enclosure space, simplify system integration, and maintain dependable electrical performance. The series supports ITE and general electronic equipment applications that require compact construction, regulated output, and safety approvals aligned with modern equipment standards.

SAFETY CERTIFICATES

- ITE Certification: Safety approval to UL / IEC / EN 62368-1.
- Agency Marks: cURus, CE, and CB certified (File E199779).
- Fusing Safety: Features double pole, neutral fusing.
- EMC Compliance: CE / EMC compliance.



APPLICATIONS

- Industrial automation and controls
- ITE and networking equipment
- Telecommunications and communications hardware
- Robotics and motion-control subsystems
- Audio/visual and display systems
- Security and surveillance equipment

ELECTRICAL SPECIFICATIONS - HD1300

MODEL INFORMATION

Parameter	HD1300-112	HD1300-124	HD1300-148
Format / Type	Open Frame	Open Frame	Open Frame
Output Voltage (V.DC.)	12V	24V	48V
Max Current (Convection)	10.41 A	5.20 A	2.60 A
Max Current (Forced Air)	10.83 A	5.41 A	2.70 A
Max Capacitive Load	3300 μ F	1500 μ F	560 μ F
Efficiency (230VAC)	89%	91%	91%
Max Wattage (Convection)	125 W	125 W	125 W
Max Wattage (Forced Air)	130 W	130 W	130 W
Dimensions (L x W x H)	3.0 x 2.0 x 1.15" (76.2 x 50.8 x 29.2 mm)	3.0 x 2.0 x 1.15" (76.2 x 50.8 x 29.2 mm)	3.0 x 2.0 x 1.15" (76.2 x 50.8 x 29.2 mm)
Weight	145 g	145 g	145 g
EMS / Standards	Built to meet EN55032	Built to meet EN55032	Built to meet EN55032

Parameter	HD130U-112	HD130U-124	HD130U-148
Format / Type	U-Bracket	U-Bracket	U-Bracket
Output Voltage (V.DC.)	12V	24V	48V
Max Current (Convection)	10.41 A	5.20 A	2.60 A
Max Current (Forced Air)	10.83 A	5.41 A	2.70 A
Max Capacitive Load	3300 μ F	1500 μ F	560 μ F
Efficiency (230VAC)	89%	91%	91%
Max Wattage (Convection)	125 W	125 W	125 W
Max Wattage (Forced Air)	130 W	130 W	130 W
Dimensions (L x W x H)	3.15 x 2.35 x 1.45" (80.0 x 59.7 x 36.8 mm)	3.15 x 2.35 x 1.45" (80.0 x 59.7 x 36.8 mm)	3.15 x 2.35 x 1.45" (80.0 x 59.7 x 36.8 mm)
Weight	210 g	210 g	210 g
EMS / Standards	Built to meet EN55032	Built to meet EN55032	Built to meet EN55032

For quotes and customization requests, contact Digital Power sales at (877) 634-0982 or sales@digipwr.com.

ELECTRICAL SPECIFICATIONS

MODEL INFORMATION

Parameter	HD130E-112	HD130E-124	HD130E-148
Format / Type	Enclosed	Enclosed	Enclosed
Output Voltage (V.DC.)	12V	24V	48V
Max Current (Convection)	10.41 A	5.20 A	2.60 A
Max Current (Forced Air)	10.83 A	5.41 A	2.70 A
Max Capacitive Load	3300 μ F	1500 μ F	560 μ F
Efficiency (230VAC)	89%	91%	91%
Max Wattage (Convection)	125 W	125 W	125 W
Max Wattage (Forced Air)	130 W	130 W	130 W
Dimensions (L x W x H)	3.15 x 2.35 x 1.7" (80.0 x 59.7 x 43.2 mm)	3.15 x 2.35 x 1.7" (80.0 x 59.7 x 43.2 mm)	3.15 x 2.35 x 1.7" (80.0 x 59.7 x 43.2 mm)
Weight	225 g	225 g	225 g
EMS / Standards	Built to meet EN55032	Built to meet EN55032	Built to meet EN55032

SPECIFICATION INFORMATION

[INPUT]	Value
Voltage (Note 1)	90-264 VAC / 127-370 VDC
Frequency	47-63 Hz
Current (Full load)	< 1.8 A max. (115 VAC) / < 0.9 A max. (230 VAC)
Inrush Current (<2ms)	< 35 A max. (115 VAC) / < 65 A max. (230 VAC)
Leakage Current	< 0.25 mA / 264 VAC (Touch Current)
Power Factor (at 230 VAC)	PF > 0.95 at Full Load
No Load Power	< 0.3 W (115/230 VAC)

[OUTPUT]	Value
Voltage Adj Range	\pm 5% Output Voltage
Voltage Accuracy	\pm 2%
Line Regulation	\pm 1%
Load Regulation (10-100%)	\pm 1%
Minimum Load	0%
Ripple & Noise (max.) (Note 2)	1% Vout
Hold-up Time (at 115 VAC) (Note 3)	10 ms min.

For quotes and customization requests, contact Digital Power sales at (877) 634-0982 or sales@digipwr.com.

ELECTRICAL SPECIFICATIONS

[PROTECTION]	Value
Over Power Protection	Auto recovery, Hiccup mode
Over Voltage Protection	Latch off
Over Temperature Protection	Latch off
Short Circuit Protection	Continuous, Auto recovery

[ISOLATION]	Value
Input-Output	4000 VAC
Input-FG	2000 VAC
Output-FG	1500 VAC

[ENVIRONMENT]	Value
Operating Temperature	-30°C to +80°C (with derating)
Storage Temperature	-40°C to +85°C
Temperature Coefficient	±0.03% / °C
Operating Altitude (Note 5)	5000m
Humidity	20 - 90% RH
Atmospheric Pressure	56 kPa to 106 kPa
MTBF	> 200,000 h @ 25°C (MIL-HDBK-217F)
Vibration	IEC60068-2-6 (10-500Hz, 2G 10min/1cycle)
Shock	IEC60068-2-27

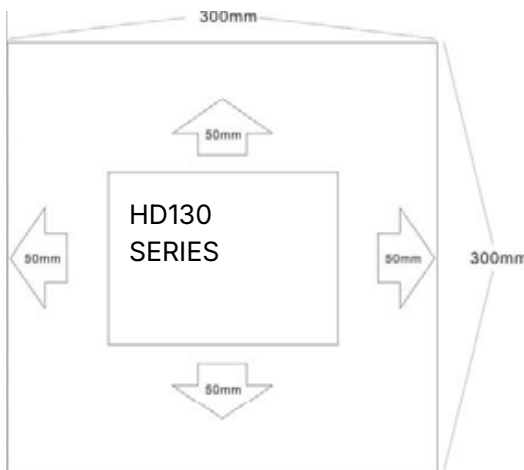
[SPECIFICATIONS]	Value
Cooling Method	Free convection / Forced Air (Built-in Fan or External 10 CFM)
Safety Approvals	UL/IEC/EN 62368-1
Conducted EMI (Note 4)	EN55032 Conducted Class B
Radiated EMI (Note 4)	EN55032 Class I class B / Class II class A

For quotes and customization requests, contact Digital Power sales at (877) 634-0982 or sales@digipwr.com.

ELECTRICAL SPECIFICATIONS

APPLICATION & INSTALLATION NOTES

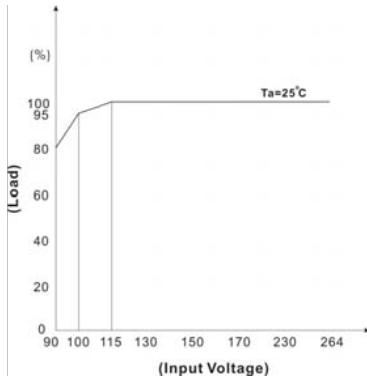
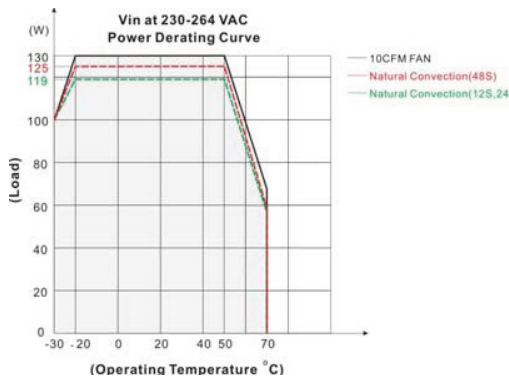
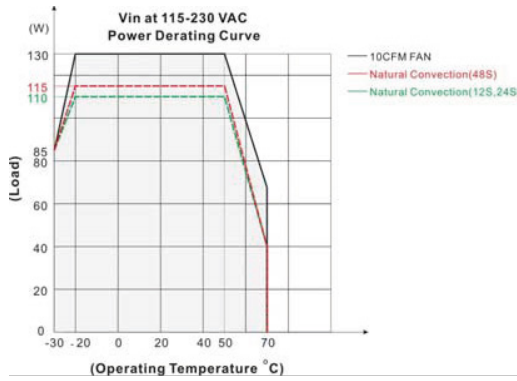
- General Baseline: All specifications valid at normal input voltage, full load and +25°C after warm-up time unless otherwise stated.
- Note 1: Please check the derating curve for more details. If input voltage is lower than 100VAC, please refer to the output derating V.S. input voltage curve for details.
- Note 2: Ripple & Noise are measured at 20MHz of bandwidth with 0.1uF & 47uF parallel capacitor.
- Note 3: Hold-up Time measured at 90% Vout.
- Note 4: Please secure the power supply unit to your metal case by using the four screw holes in the corners for either Class I or Class II equipment. Strongly recommend to conduct this test with AC Voltage. If customer wishes to test with DC Voltage, please disconnect all Y-Capacitors from Digital Power power supply.
- Note 5: The ambient temperature derating of 3.5°C / 1000m with fanless models and of 5°C / 1000m with fan models for operating altitude higher than baseline.
- Thermal Performance Note: For optimizing thermal performance, the aluminum plate must have an even and smooth surface (or coated with thermal grease), and the HD130 series must be firmly mounted at the center of the aluminum plate (Suggested size: 300 × 300 × 3.0 mm).
- CAUTION: Double pole, neutral fusing. Disconnect mains before servicing.



For quotes and customization requests, contact Digital Power sales at (877) 634-0982 or sales@digipwr.com.

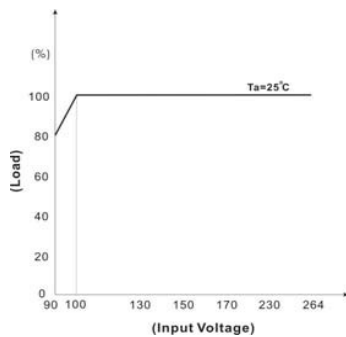
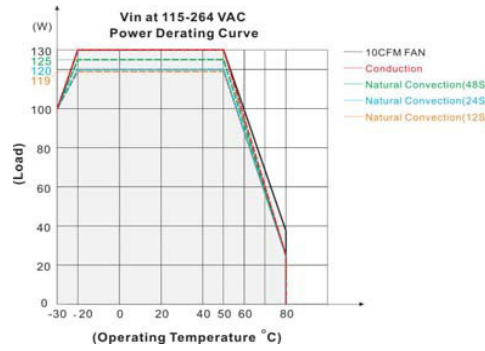
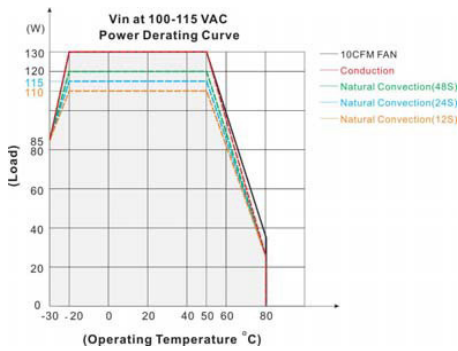
ELECTRICAL SPECIFICATIONS

DERATING - HD1300



If input voltage is lower than 115VAC, please refer to the output derating V.S. input voltage curve for details.

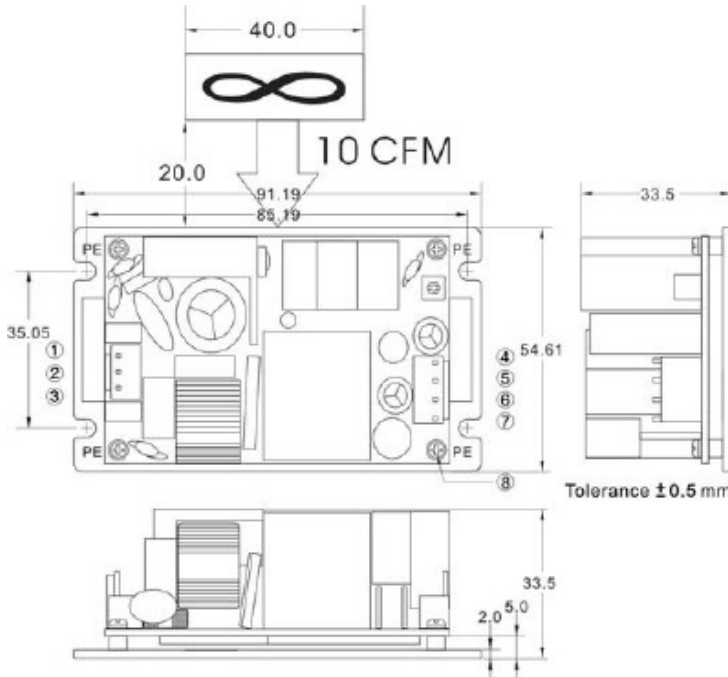
DERATING - HD130U AND HD130E



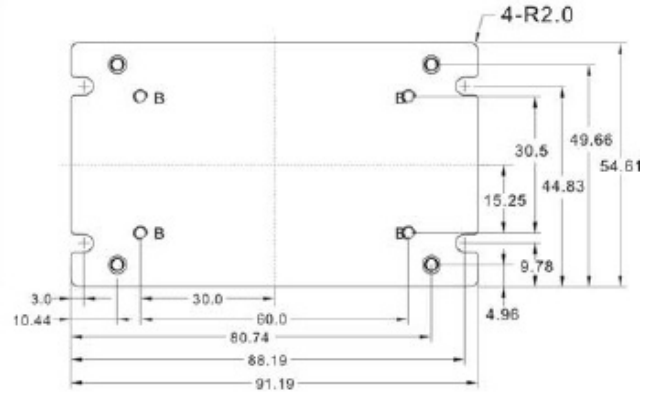
If input voltage is lower than 100VAC, please refer to the output derating V.S. input voltage curve for details.

For quotes and customization requests, contact Digital Power sales at (877) 634-0982 or sales@digipwr.com.

MECHANICAL DIMENSIONS - HD1300



B=For fixture to pcb/chassis
only B=M3×0.5P

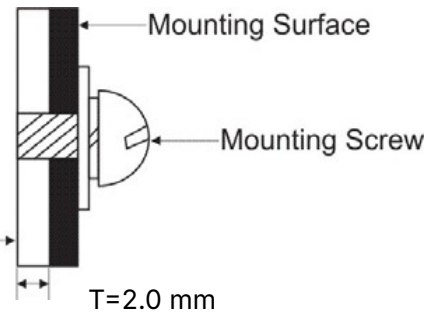


Brands		Alex		JST	
PIN#	Single	Mating Housing	Terminal	Mating Housing	Terminal
1	AC IN (N)	9396-3	96T series	VHR-3N	SVH-41T-P1.1
2	NO PIN				
3	AC IN (L)				
4~5	+DC OUT	9396-4	96T series	VHR-4N	SVH-41T-P1.1
6~7	-DC OUT				
8	PE	-	-	-	-

ASSEMBLY INSTRUCTIONS
Heatsink T=2.0mm Customer is advised to screw into the threads no more than 2.0mm

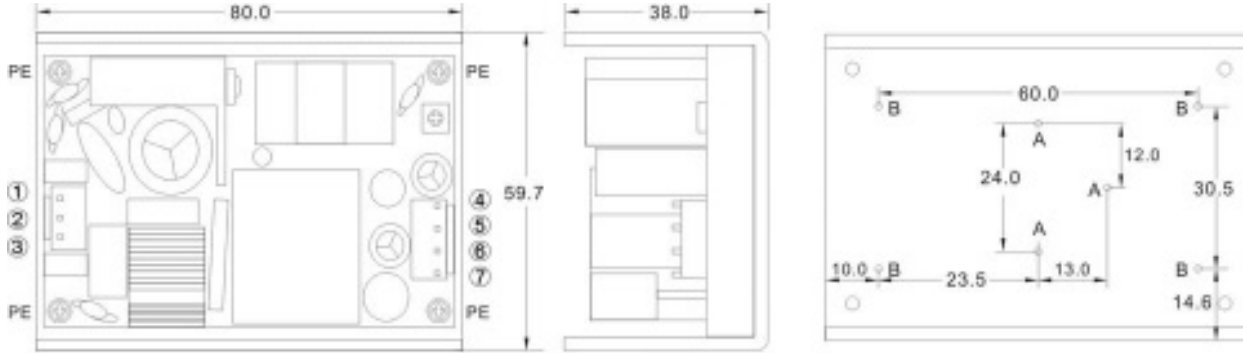


Chassis of HD1300 Series



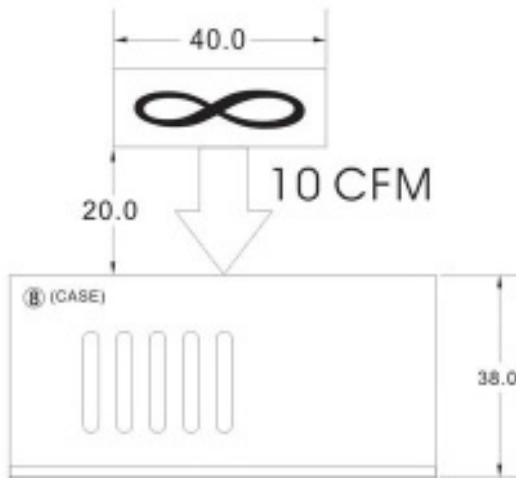
For quotes and customization requests, contact Digital Power sales at (877) 634-0982 or sales@digipwr.com.

MECHANICAL DIMENSIONS - HD130U



Tolerance ± 0.5 mm

A= For fixture to chassis only
 A=M3×0.5P B=For fixture to pcb/
 chassis only B=M3×0.5P

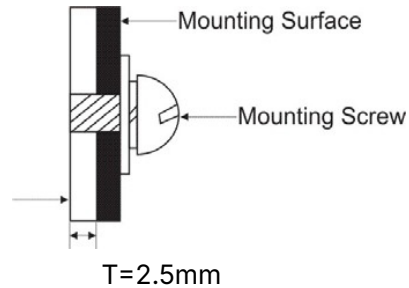


ASSEMBLY INSTRUCTIONS

U Case T=2.5mm

Customer is advised to screw into the threads no more than 2.5mm

Chassis of HD130U Series


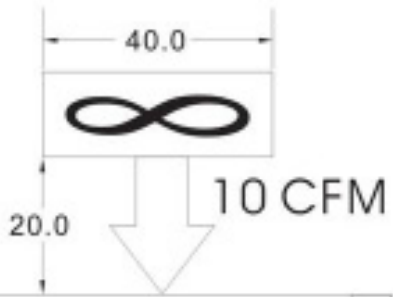
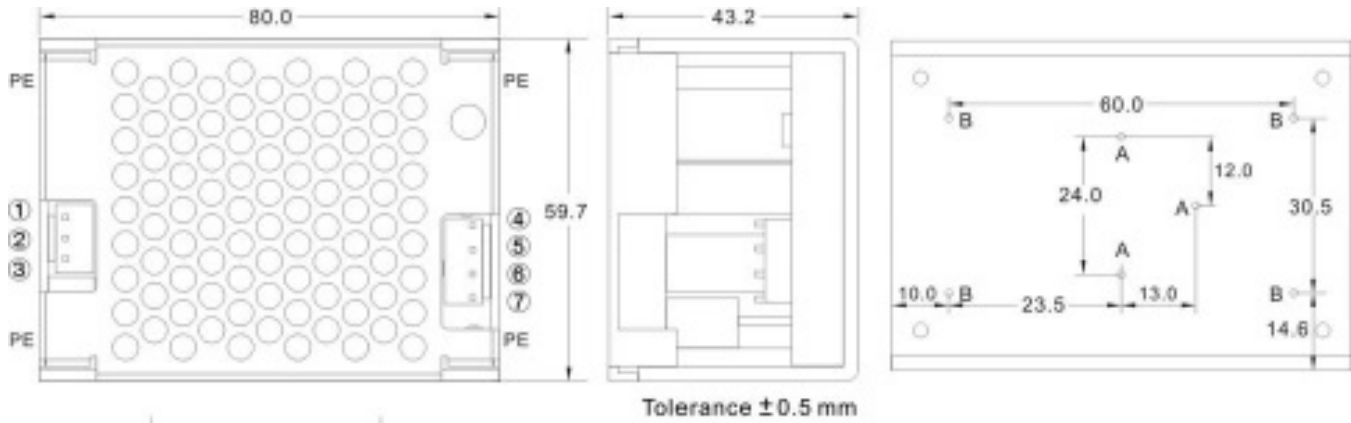


Brands		Alex		JST	
PIN#	Single	Mating Housing	Terminal	Mating Housing	Terminal
1	AC IN (N)	9396-3	96T series	VHR-3N	SVH-41T-P1.1
2	NO PIN				
3	AC IN (L)				
4~5	+DC OUT	9396-4	96T series	VHR-4N	SVH-41T-P1.1
6~7	-DC OUT				
8	PE	-	-	-	-



For quotes and customization requests, contact Digital Power sales at (877) 634-0982 or sales@digipwr.com.

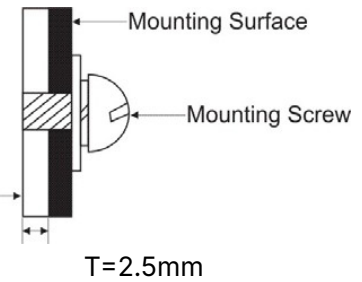
MECHANICAL DIMENSIONS - HD130E



A= For fixture to chassis only
A=M3×0.5P B=For fixture to pcb/chassis only B=M3×0.5P

ASSEMBLY INSTRUCTIONS U Case T=2.5mm

Customer is advised to screw into the threads no more than 2.5mm



Chassis of HD130E Series

Brands		Alex		JST	
PIN#	Single	Mating Housing	Terminal	Mating Housing	Terminal
1	AC IN (N)	9396-3	96T series	VHR-3N	SVH-41T-P1.1
2	NO PIN				
3	AC IN (L)				
4~5	+DC OUT	9396-4	96T series	VHR-4N	SVH-41T-P1.1
6~7	-DC OUT				
8	PE	-	-	-	-



For quotes and customization requests, contact Digital Power sales at (877) 634-0982 or sales@digipwr.com.